



# **STONE UNIVERSE INC.** **NATURAL STONE**

## Product Flyer Volume -20





## BULLNOSE



Antique Black  
14"x24"x2"±



Antique Brown  
14"x24"x2"±



Antique Gris  
12"x24"x2"± & 16"x24"x2"±




Antique Ivory  
12"x24"x2"± & 16"x24"x2"±



Antique Scabos  
12"x24"x2"±



Antique Walnut  
12"x24"x2"± & 16"x24"x2"±



California Gold  
12"x24"x1½"± & 14"x24"x2"±



Grey Mist  
14"x24"x2"±



Indian Bluestone  
14"x24"x2"±

## COLUMN CAP



Antique Black : 24"x24"x1½"±  
24"x24"x2"± & 29"x29"x2"±



Antique Brown  
24"x24"x1½"±



Antique Buff  
24"x24"x1½"±



Antique Yellow  
24"x24"x1½"± & 29"x29"x2"±



Autumn Mist : 24"x24"x1½"±  
24"x24"x2"± & 29"x29"x2"±



Black Slate  
24"x24"x2"±



Brown Mist  
24"x24"x1½"±



California Gold  
24"x24"x2"± & 29"x29"x2"±



French Vanilla  
24"x24"x1½"±




Grey Mist : 24"x24"x1½"±  
24"x24"x2"± & 29"x29"x2"±



Indian Bluestone  
24"x24"x1½"± & 24"x24"x2"±



Lime Black  
24"x24"x1½"±



Vintage White  
24"x24"x1½"± & 24"x24"x2"±

## WALL CAP



Antique Black  
12"x24"x1½"± & 16"x24"x2"±



Antique Brown  
12"x24"x1½"± & 16"x24"x2"±



Antique Buff  
12"x24"x1½"± & 16"x24"x2"±



Antique Yellow  
12"x24"x1½"±



Autumn Mist  
12"x24"x1½"± & 14"x24"x2"±



Basalt  
14"x24"x2"±



Black Slate  
12"x24"x1½"±



Brown Mist  
12"x24"x1½"± & 14"x24"x2"±



California Gold  
12"x24"x1½"±



Ebony Black  
14"x24"x2"±



French Vanilla  
12"x24"x1½"± & 14"x24"x2"±



Grey Mist  
12"x24"x1½"± & 14"x24"x2"±



Indian Bluestone  
12"x24"x1½"± & 14"x24"x2"±



Lime Black  
12"x24"x1½"± & 14"x24"x2"±



Vintage White  
12"x24"x1½"± & 14"x24"x2"±

## FLAGSTONE



Antique Black  
1"± & 2"±



Antique Brown  
1"± & 2"±



Antique Charcoal  
2"±



Antique Gold  
1"± & 2"±



Antique Rustic  
1"± & 2"±



Autumn Mist  
1"± & 2"±



Basalt  
16"-30"x1¼"±



Black Slate  
1"± & 2"±



Brown Mist  
1"± & 2"±



California Gold  
1"± & 2"±



Chocolate  
1"±



Ebony Black  
1"± & 2"±



French Vanilla  
1"± & 2"±



Grey Mist  
1"± & 2"±



Green Rustic  
1"± & 2"±



Indian Autumn  
1"±



Indian Bluestone  
1"± & 2"±



Multi Classic  
1"± & 2"±



Ocean Green  
1"±



Panther  
1"± & 2"±



Silver Pearl  
1"± & 2"±

## STEPPING STONE



Antique Black (Irregular)  
18"-24"x1¼"±



Antique Brown (Irregular)  
18"-24"x1¼"±



Antique Brown (Round)  
18"x18"x1½"±



Antique Brown (Heart)  
15"x18"x1½"±



Multi Classic (Square)  
18"x18"x1½"±



Multi Classic (Round)  
18"x18"x1½"±



Multi Classic (Heart)  
15"x18"x1½"±

## DRIVEWAY PAVERS



Antique Black (Rock face)  
6"x6"x1½"± & 6"x9"x1½"±



Antique Black (Saw cut)  
6"x6"x2"± & 6"x9"x2"±



Antique Brown (Rock face)  
6"x6"x1½"± & 6"x9"x1½"±



## SLABS



Autumn Mist  
72"x36"x2"±



Basalt  
72"x27"x2"±



Brown Mist  
72"x36"x2"±



California Gold  
60"x36"x2"±



French Vanilla  
60"x36"x2"±



Grey Mist  
72"x36"x2"±



Lime Black  
72"x36"x2"±

## STEPS



Autumn Mist  
48"x16"x6"±



Basalt  
48"x16"x6"±



Brown Mist  
48"x16"x6"±



French Vanilla  
48"x16"x6"±



Grey Mist  
48"x16"x6"±



Indigo Bluestone  
48"x16"x6"±




Lime Black  
48"x16"x6"±


## WINDOW SILL



Autumn Mist  
24"x3"x2"± (1 Long side rock face)



Brown Mist  
24"x3"x2"± (1 Long side rock face)



California Gold  
24"x3"x2"± (1 Long side rock face)



Grey Mist  
24"x3"x2"± (1 Long side rock face)



Silver Pearl  
24"x3"x2"± (1 Long side rock face)

## EASED EDGE



Antique Brown  
14"x24"x2"±



Antique Yellow  
14"x24"x2"±



Grey Mist  
14"x24"x2"±



Indian Bluestone  
14"x24"x2"±

## PEBBLES



Beige (Marble)  
1"-2"±



Snow White (Marble)  
1"-2"±



Peacock (Mix)  
1"-2"±



Jet Black (Basalt)  
1"-2"±

## LEDGE STONE



Desert Gold  
Quartzite Mix - Cement backing



Sage Green  
Quartzite - Cement backing



Smoke Stack  
Slate Mix - Cement backing



Antique Gold  
Quartzite - Non cement backing



Antique Gris  
Travertine - Non cement backing



Antique Ivory  
Travertine - Non cement backing




Antique Scabos  
Travertine - Non cement backing



Autumn Mist  
Sandstone - Non cement backing



Black Waterfall  
Slate - Non cement backing



California Gold  
Slate - Non cement backing



Classic Black  
Slate - Non cement backing



Gold Quartz  
Quartzite - Non cement backing



Multi Color  
Slate - Non cement backing



Smoky Rust  
Slate - Non cement backing



Steel Quartz  
Quartzite - Non cement backing

## COBBLESTONE



Black Cobbles  
3½"x3½"x3½"± & 8"x4"x2"±



Grey Cobbles  
3½"x3½"x3½"±




Gold Cobbles (Tumbled)  
3½"x3½"x3½"± & 8"x4"x2"±



## PAVER VERSAILLES PATTERN



Antique Brown  
1 1/4"±




Antique Gold  
1"±




Antique Gris  
1 1/4"±



Antique Ivory  
1 1/4"± & 1/2"±



Antique Rustic  
1 1/4"±




Antique Scabos  
1 1/4"± & 1/2"±



Antique Walnut  
1 1/4"±




Antique Yellow  
1 1/4"±



California Gold  
1 1/4"± & 1/2"±



Indian Bluestone  
3/4"±



Multi Classic  
1/2"±


## PAVER JUMBO PATTERN



Antique Black  
1 1/4"±



Autumn Mist  
1 1/4"±



Basalt  
1 1/4"±



Ebony Black  
1 1/4"±



Grey Mist  
1 1/4"±



Indian Bluestone  
1 1/4"±



Antique Black  
1 1/4"±



Antique Buff  
1 1/2"±



Autumn Mist  
1 1/2"±

## ROCK FACE JUMBO PATTERN



French Vanilla  
1 1/4"±



Grey Mist  
1 1/4"±



Indian Bluestone  
1 1/4"±



Lime Black  
1 1/4"±



Vintage White  
1 1/4"±

## ROCK FACE RANDOM PATTERN



Antique Brown  
1 1/4"±



Antique Yellow  
1 1/4"±



Brown Mist  
1 1/4"±

## PAVER RANDOM PATTERN




California Gold  
1 1/4"±



French Vanilla  
1 1/4"±

## TREADS



Autumn Mist  
60"x16"x2"±



Basalt  
48"x12"x2"± & 60"x16"x2"±



Brown Mist  
60"x16"x2"±



California Gold  
60"x16"x2"±



Ebony Black  
48"x12"x2"± & 60"x16"x2"±



French Vanilla  
60"x16"x2"±



Grey Mist  
48"x12"x2"±, 60"x16"x2"± & 72"x18"x2"±




Indian Bluestone  
48"x12"x1 1/2"± & 60"x16"x1 1/2"±



Lime Black  
48"x12"x2"±, 60"x16"x2"± & 72"x18"x2"±

## THIN VENEER



Autumn Mist  
Ledge 1"±



Black Pearl  
Antique Castle 1"±



Black Pearl  
Ledge 1"±



Creekside Blend  
Ledge 1"±



Grey Mist Blend  
Antique Castle 1"±



Grey Mist Blend  
Ledge 1"±



Grey Mist Blend  
Ashlar 1"±



Mocha  
Ledge 1"±



Silver Pearl  
Dimensional 1"±



Silver Pearl  
Ledge 1"±



Silver Pearl  
Antique Castle 1"±



Silver Pearl  
Fieldstone 1"±



Steel Quartz  
Ashlar 1"±



Steel Quartz  
Ledge 1"±





[www.suistone.com](http://www.suistone.com)



"Customers are the most important visitors on our premises. They are not dependent on us, we are dependent on them. They are not an interruption in our work, they are the purpose of it. They are not an outsider in our business, they are the part of it. We are not doing them the favor by serving them, they are doing us a favor by giving us the opportunity to do so."