



"Customers are the most important visitors on our premises. They are not dependent on us, we are dependent on them. They are not an interruption in our work, they are the purpose of it. They are not an outsider in our business, they are the part of it. We are not doing them the favor by serving them, they are doing us a favor by giving us the opportunity to do so."

STONE UNIVERSE INC. **NATURAL STONE**

PRODUCT CATALOG CO - 20





ABOUT STONE UNIVERSE

Stone Universe Inc. is one of the biggest natural stone wholesalers in the United States. Our journey began in 1999 as a wholesale distributor of natural stones in Gilroy, California. Shortly, began the expansion of natural stone products with a focus on hardscaping. Over the years, we added a number of products like flagstones, pool coping, wall caps, column caps, driveway pavers, etc. in a wide variety of colors and finishes to meet the standards of the industry.

All the products until this point were imported from India. In 2010, we took a step further by introducing products from China. The increasing demand for products and the growth of the company stipulated the need for a bigger facility. In 2012, Stone Universe moved to a bigger location in San Lorenzo, California and this year also marked the introduction of travertine products from Turkey. While the product lines increased steadily, to facilitate the distribution of products throughout the country, Stone Universe established distribution centers in different parts of the country. Apart from corporate location, four other distribution centers were established in a span of three years with a steady growth

We offer a wide range of products - pool coping, column caps, wall caps, pavers patterns in different sizes and finish, treads, driveway pavers, cobblestone, flagstone, ledge stones, slabs, etc. which is ideal for both indoor and outdoor applications for projects of various sizes. Every year we introduce new products.



CONTENTS

Color	Stone Type	Page No.
Autumn Mist	Sandstone	04
Grey Mist	Sandstone	06
Indian Bluestone	Limestone	08
Ebony Black	Sandstone	10
Basalt	Basalt	12
Vintage White	Sandstone	14
Antique Black	Limestone	16
Lime Black	Limestone	18
California Gold	Slate	20
Column Cap		22
Wall Cap		23
Flagstone		24
Treads		26
Steps		27
Slab		28
Pavers		29
Stepping Stones		32
Packing Chart		33

DISCLAIMER



Variations in color, texture, veining, clefting, etc. is an aspect of natural stones & should not be considered as flaws. Natural Stones are composed of minerals which makes it susceptible to various chemicals & harsh environments. Exposure to elements like sun, rain, snow, etc. over a period of time can affect the look of natural stones. Some of the most common effects include oxidation (or rusting), flaking, weathering, etc. We strongly discourage the use of acidic cleaners and suggest seeking professional help if necessary. It is recommended to seal natural stones periodically to reduce environmental effects.

All our products have dimensional tolerances which are an industry standard. Further, we recommend using the standard installation process and sealers recommended by the American National Standards Institute(ANSI) for natural stones as the processes vary from installer to installer. It is extremely significant to inspect the material before fabrication or installation as we do not take any liability once the product is altered or installed.

NATURAL STONE
DISCLAIMER

Why Natural Stones?

ENDURANCE

Natural stones are one of the oldest building materials in existence. The use of natural stones can be traced back to the great pyramids of Egypt, the streets of ancient Rome, architectural buildings like the Colosseum, etc. With regular maintenance and care, natural stones have the potential to last literally for decades.

UNIQUENESS

Natural stone encompasses a wide variety of materials like Limestone, Sandstone, Slate, etc. each with its own unique properties, color, and texture. The presence of impurities gives inimitable color variation in every piece of stone with a rich textured appearance. Every piece of stone is unique yet maintains a comprehensive overall appearance

AGING.

One advantage of using natural stone is the character of the natural stone changes with age as the stone wears, fades and matures. The weathering effect that occurs with years of use is often considered attractive. Weathering can also be prevented by periodic application of stone sealers on a regular basis.

ECO-FRIENDLY

Natural Stone is an organic product quarried from the earth and is available in abundance. Natural stone does not contain any harmful chemicals and ensures a safer environment. Further, natural stones can be salvaged, reused, and recycled

EASE OF MAINTENANCE

With the use of recommended cleaners and sealing the stone on a regular basis, makes it relatively easy to clean. With little care and precautions, the natural beauty of the stone can be preserved.

The above-mentioned advantages of natural stone make it a popular choice of material for construction and architectural purposes.

AUTUMN MIST

AUTUMN MIST

1 1/2"± ROCK FACE CAPS AND PAVERS

12"x12"x1 1/2"±
12"x24"x1 1/2"±
24"x24"x1 1/2"±
24"x36"x1 1/2"±

2"± ROCK FACE CAPS AND PAVERS

14"x24"x2"±
24"x24"x2"±
29"x29"x2"±

STEPS

48"x16"x6"±

SLABS

72"x36"x2"±

TREADS

72"x24"x2"±
72"x18"x2"±
72"x12"x2"±



72" Treads are rock face on
1 side and 3 side saw cut

60"x16"x2"±

60" Treads are rock face on
3 side and 1 side saw cut

FLAGSTONE 2"±

Random 2"±



GREY MIST

GREY MIST	
COLUMN CAP 24"x24"x2"± 29"x29"x2"±	(4 Sides rock face)
FLAGSTONE 2"±	Sand base
ROCK FACE JUMBO PATTERN 12"x12"x1½"± 12"x24"x1½"± 24"x24"x1½"± 24"x36"x1½"±	(4 Sides rock face)
SLAB 72"x36"x2"±	(4 Sides rock face)
STEPS 48"x16"x6"±	(4 Sides rock face)
TREADS 60"x16"x2"±	(3 Sides rock face & 1 long side saw cut)
WALL CAP 14"x24"x2"±	(4 Sides rock face)
WINDOW SILL 24"x3"x2"±	(1 Long side rock face)
* Saw cut pavers available in special order 12"x12"±, 12"x24"±, 24"x24"±, 24"x36"±	



INDIAN BLUESTONE



INDIAN BLUESTONE

1 1/2"± ROCK FACE CAPS AND PAVERS

12"x12"x1 1/2"±
12"x24"x1 1/2"±
24"x24"x1 1/2"±
24"x36"x1 1/2"±

2"± ROCK FACE CAPS AND PAVERS

14"x24"x2"±
24"x24"x2"±

STEPS (Indigo Bluestone)

48"x16"x6"±

TREADS (Indigo Bluestone)

72"x24"x2"±
72"x18"x2"±
72"x12"x2"±

2"± Treads are rock face on
1 side and 3 side saw cut

60"x16"x2"± (Indian Bluestone)

60" Treads are rock face on
3 side and 1 side saw cut

FLAGSTONE 2"±

Random 2"±

EBONY BLACK

EBONY BLACK	
PAVER JUMBO PATTERN	
12"x12"x1 1/4"±	(4 Sides saw cut)
12"x24"x1 1/4"±	
24"x24"x1 1/4"±	
24"x36"x1 1/4"±	
TREADS	(3 Sides rock face & 1 long side saw cut)
60"x16"x2"±	
WALL CAP	(4 Sides rock face)
14"x24"x2"±	






BASALT

PAVER JUMBO PATTERN	
12"x12"x1¼"±	(4 Sides saw cut)
12"x24"x1¼"±	
24"x24"x1¼"±	
24"x36"x1¼"±	
STEPS	(3 Sides rock face & 1 long side saw cut)
48"x16"x6"±	
TREADS	(3 Sides eased edge & 1 long side rock face)
60"x16"x2"±	
WALL CAP	(4 Sides rock face)
14"x24"x2"±	

VINTAGE WHITE

VINTAGE WHITE	
COLUMN CAP 24"x24"x1 1/4"±	(4 Sides rock face)
ROCK FACE JUMBO PATTERN 12"x12"x1 1/4"± 12"x24"x1 1/4"± 24"x24"x1 1/4"± 24"x36"x1 1/4"±	(4 Sides rock face)
WALL CAP 14"x24"x2"±	(4 Sides rock face)



ANTIQUE BLACK

ANTIQUE BLACK

1 1/4" ± ROCK FACE CAPS AND PAVERS

- 12" x 12" x 1 1/4" ±
- 12" x 24" x 1 1/4" ±
- 24" x 24" x 1 1/4" ±
- 24" x 36" x 1 1/4" ±

2" ± ROCK FACE CAPS AND PAVERS

- 16" x 24" x 2" ±
- 24" x 24" x 2" ±
- 29" x 29" x 2" ±

FLAGSTONE 2" ±

- Random 2" ±



LIME BLACK

LIME BLACK

1 1/4" ± ROCK FACE CAPS AND PAVERS

12"x12"x1 1/4" ±
12"x24"x1 1/4" ±
24"x24"x1 1/4" ±
24"x36"x1 1/4" ±

2" ± ROCK FACE CAPS AND PAVERS

14"x24"x2" ±
24"x24"x2" ±

STEPS

48"x16"x6" ±

SLABS

72"x36"x2" ±


TREADS

72"x24"x2" ±
72"x18"x2" ±
72"x12"x2" ±

72" Treads are rock face on
1 side and 3 side saw cut


60"x16"x2" ±

60" Treads are rock face on
3 side and 1 side saw cut




CALIFORNIA GOLD

CALIFORNIA GOLD	
VERSAILLES PATTERN PAVER (SAW CUT)	
8"x8"x1 1/4"±	
8"x16"x1 1/4"±	
16"x16"x1 1/4"±	
16"x24"x1 1/4"±	
2"± ROCK FACE CAPS & PAVERS	
12"x24"x1 1/4"±	
2"± ROCK FACE CAPS & PAVERS	
24"x24"x2"±	
29"x29"x2"±	
TREADS	Rock face on
60"x16"x2"±	3 side and 1 side saw cut



COLUMN CAP

Column caps are square shape with all four edges rock faced. Uses include top of columns, chimney caps, seat walls and mailboxes.




California Gold
Available sizes 24"x24"x2"
29"x29"x2"±




Grey Mist
Available sizes 24"x24"x1½"
24"x24"x2", 29"x29"x2"±



Autumn Mist
Available sizes 24"x24"x1½"
24"x24"x2", 29"x29"x2"±




Antique Black
Available sizes 24"x24"x1½"
24"x24"x2", 29"x29"x2"±



Indigo Bluestone
Available sizes
29"x29"x2"±



Indian Bluestone
Available sizes 24"x24"x1½"
24"x24"x2"±



Lime Black
Available sizes 24"x24"x1½"
24"x24"x2"±



Wall caps are rectangular with all four edges rock faced. Use wall cap on seat walls, retaining walls, stairs & steps anywhere you want to put the finishing touch on a project.

WALL CAP



Grey Mist
Available sizes 12"x24"x1½"
14"x24"x2"±



Autumn Mist
Available sizes 12"x24"x1½"
14"x24"x2"±



California Gold
Available sizes 12"x24"x1½"±



Antique Black
Available sizes 12"x24"x1½"
14"x24"x2"±



Indian Bluestone
Available sizes 12"x24"x1½"
14"x24"x2"±



Ebony Black
Available sizes 14"x24"x2"±



Basalt
Available sizes 14"x24"x2"±



Vintage White
Available sizes 14"x24"x2"±



Lime Black
Available sizes 12"x24"x1½"
14"x24"x2"±



FLAGSTONE SUI

Flagstone refers to the flat pieces of natural stone random in length and width. Random shapes are layered together to make square, rectangular or any other shape of the path as required, Pool decks, Patios, Pathways, Terrace, Walkways, are places where the flagstone is mostly seen. Available in Sand Base 2" ±



Antique Gold



Antique Black
Flagstone 2" ±



Panther
Flagstone 2" ±



Antique Gold
Flagstone 2" ±



Autumn Mist
Flagstone 2" ±



Indian Bluestone
Flagstone 2" ±



Grey Mist
Flagstone 2" ±



Panther

TREADS


Tread is rectangular piece used on the top surface of fireplace mantel, stairs, waterfalls. Available in 3 sides saw cut & 1 long side rock face. Widely applied for making stairway(with or without landing) in the office complexes and shopping malls.



STEPS



Lime Black
48"x16"x6"± (4 Sides rockface)



California Gold
60"x16"x2"±



Lime Black
60"x16"x2"±
72"x36"x2"±



Indigo Bluestone
16"x60"x2"±
72"x36"x2"±



Autumn Mist
16"x60"x2"±
72"x36"x2"±



Grey Mist
16"x60"x2"±
72"x36"x2"±



Lime Black
48"x16"x6"± (4 Sides rock face)



Autumn Mist
48"x16"x6"± (4 Sides rock face)



Indigo Bluestone
48"x16"x6"± (4 Sides rock face)

Steps are dimensionally cut from the block of stone. Perfect for any outdoor stair application to accent the overall look of any entryway. Available in 48"x16"x6"±




Autuman Mist



Ebony Black 1 1/4\"

Slabs are larger format material used both indoor and outdoor. They can be Fabricated to fit your custom counter top needs, large wall, grill station and anywhere you need a hard, flat and beautiful surface available in 4 side rock face.



Lime Black
72"x36"x2"±



Autumn Mist
72"x36"x2"±



Grey Mist
72"x36"x2"±



Basalt 1 1/4\"

ROCK FACE JUMBO PATTERN



Antique Black 1 1/4"±



Autumn Mist 1 1/4"±



Lime Black 1 1/4"±



Grey Mist 1 1/4"±



Vintage White 1 1/4"±



Indian Bluestone 1 1/4"±

ROCK FACE RANDOM PATTERN



Antique Brown

Available Sizes

12"x12"x1 1/4"±, 12"x24"x1 1/4"±

24"x24"x1 1/4"±



31

PAVER VERSAILLES PATTERN



California Gold

Paver Versailles Pattern are saw cut have dimensions 8"x8", 8"x16", 16"x16", 16"x24" and also known as french pattern.

Sizes	Sqft./pc	Versailles Pattern
8"x8"	0.44	11%
8"x16"	0.88	11%
16"x16"	1.78	45%
16"x24"	2.67	33%



Sizes	Sqft./pc	Jumbo Pattern	Random Pattern
12"x12"	1	11%	17%
12"x24"	2	11%	17%
24"x24"	4	45%	66%
24"x36"	6	33%	



STEPPING STONE



Stepping Stones are available in irregular shaped pieces. They are perfect to create a pathway in your garden, lawn or any where you would like to add a unique interest.



Antique Brown Round 18"x18"x1½"±



Antique Brown Heart 15"x18"x1½"±



Multi Classic Round 18"x18"x1½"±



Multi Classic Heart 15"x18"x1½"±

ETHICS & SUSTAINABILITY POLICY STATEMENT

Imported natural stone is not only beautiful but also a cost effective choice for your project. When choosing natural stone it is equally important to choose a natural stone company like Stone Universe Inc. who adheres to the Ethical Trading Initiative (ETI) for the ethical sourcing of the stone.

Stone Universe Inc. has developed strict policies and guidelines to ensure that all our stone products are harvested and fabricated in environmentally sustainable ways and that our stone is ethically produced.

We expect everyone we do business with – from our suppliers to retailers – to be responsible for the acceptable working conditions in the Global Trade Initiatives and Human Rights Standards.

For more information on the Ethical Trading Initiative and to see the ETI Base Code please visit - www.ethicaltrade.org

Column caps are square shape with all four edges rock faced. Uses include top of columns, chimney caps, seat walls and mailboxes.

PACKING LIST



Description	pcs/box	boxes/pallet	sq.ft./pallet (approx.)	pcs/pallet	Weight/pallet (approx.) lbs
Column Cap 24"x24"x1¼"±	LOOSE	LOOSE	112	28	2200
Column Cap 24"x24"x1½"±	LOOSE	LOOSE	100	25	2200
Column Cap 24"x24"x2"±	LOOSE	LOOSE	80	20	2200
Column Cap 29"x29"x2"±	LOOSE	LOOSE	105	18	3000
Flagstone Sand Base 2"±	LOOSE	LOOSE	~80 sqft/ton	-	~2ton /pallet
Paver 16"x16"x1¼"±	LOOSE	LOOSE	107	60	2000
Paver 16"x24"x1¼"±	LOOSE	LOOSE	160	60	2800
Paver 8"x8"x1¼"±	LOOSE	LOOSE	107	240	2000
Paver 8"x16"x1¼"±	LOOSE	LOOSE	107	120	2000
Paver Versailles Pattern-1¼"±	LOOSE	LOOSE	160	120	3000
Rock Face 12"x12"x1¼"±	LOOSE	LOOSE	168	168	3000
Rock Face 12"x12"x1½"±	LOOSE	LOOSE	150	150	3000
Rock Face 12"x24"x1¼"±	LOOSE	LOOSE	168	84	3000
Rock Face 12"x24"x1½"±	LOOSE	LOOSE	150	75	3000
Rock Face 24"x24"x1¼"±	LOOSE	LOOSE	112	28	2200
Rock Face 24"x24"x1½"±	LOOSE	LOOSE	100	25	2200
Rock Face 24"x36"x1¼"±	LOOSE	LOOSE	168	28	3000
Rock Face 24"x36"x1½"±	LOOSE	LOOSE	150	25	3000
Slab 72"x36"x2"±	LOOSE	LOOSE	108	6	3000
Stepping Stone 1½"± Heart Round	LOOSE	LOOSE	—	50	2000
Steps 48"x16"x6"±	LOOSE	LOOSE	32	6	2700
Treads 60"x16"x2"±	LOOSE	LOOSE	120	18	3200
Treads 72"x12"x2"±	LOOSE	LOOSE	90	15	2500
Treads 72"x18"x2"±	LOOSE	LOOSE	135	15	3400
Treads 72"x24"x2"±	LOOSE	LOOSE	120	10	3600
Wall Cap 12"x24"x1½"±	LOOSE	LOOSE	150	75	3000
Wall Cap 12"x24"x1¼"±	LOOSE	LOOSE	168	84	3000
Wall Cap 14"x24"x2"±	LOOSE	LOOSE	103	44	3000
Wall Cap 16"x24"x2"±	LOOSE	LOOSE	107	40	3000

PRODUCT WARRANTY : Since natural stone is a product of nature, we can only offer limited warranty on all our stone products. We would be glad to replace any damaged product due to packaging or during shipping to your location by us. We are not responsible for our product once it is installed, because installation methods vary from installer to installer.

Follow the recommended installation methods and procedures of the Natural Stone Institute and the Tile Contractors Association
WE TAKE ANY CUSTOM SIZE ORDER. DELIVERY TIME : 13-15 WEEKS APPROX.

PRODUCT WARRANTY : Since natural stone is a product of nature, we can only offer limited warranty on all of our stone products. We would be glad to replace any damaged product due to packaging or during shipping to your location by us. We are not responsible for our product once it is installed, because installation methods vary from installer to installer.

Follow the recommended installation methods and procedures of the Marble Institute of America and the Tile Contractors Association
WE TAKE ANY CUSTOM SIZE ORDER. DELIVERY TIME : 13-15 WEEKS APPROX.